



District 1 Code Analysis - 12/01/2021

Data extracted for Code complaint cases opened between October 1, 2019 - September 30st, 2020

All Complaint Cases

Reported Complaint Type	Total	Commercial	Neighborhood	Multifamily
Land Use	1,639	332	1,039	268
Property Abatement	2,555	242	1,995	318
Structure Condition	1,021	117	430	474
Work Without Permit	104	8	80	16
SWS Chp 15	5	1	2	2
Total	5,324	700	3,546	1,078
Total Percent of Citywide Complaints	14.2%	9.7%	15.9%	13.6%

Repeat Offender, Short Term Rental, and Rooming and Boarding Home Complaint Cases

**Filtering complaint cases by complaints occurring at Repeat Offender Properties (ROP), Short Term Rentals (STR), or Rooming and Boarding Homes (RBH). Austin Code categorizes them as Operating Licenses types.*

Case Code	Total	Commercial	Neighborhood	Multifamily
Repeat Offender Properties	457	6	24	427
Short Term Rentals	441	12	392	37
Rooming and Boarding Homes	43	30	13	-
Total	941	48	429	464
Total Percent of Citywide Complaints	2.5%	0.7%	1.9%	5.8%

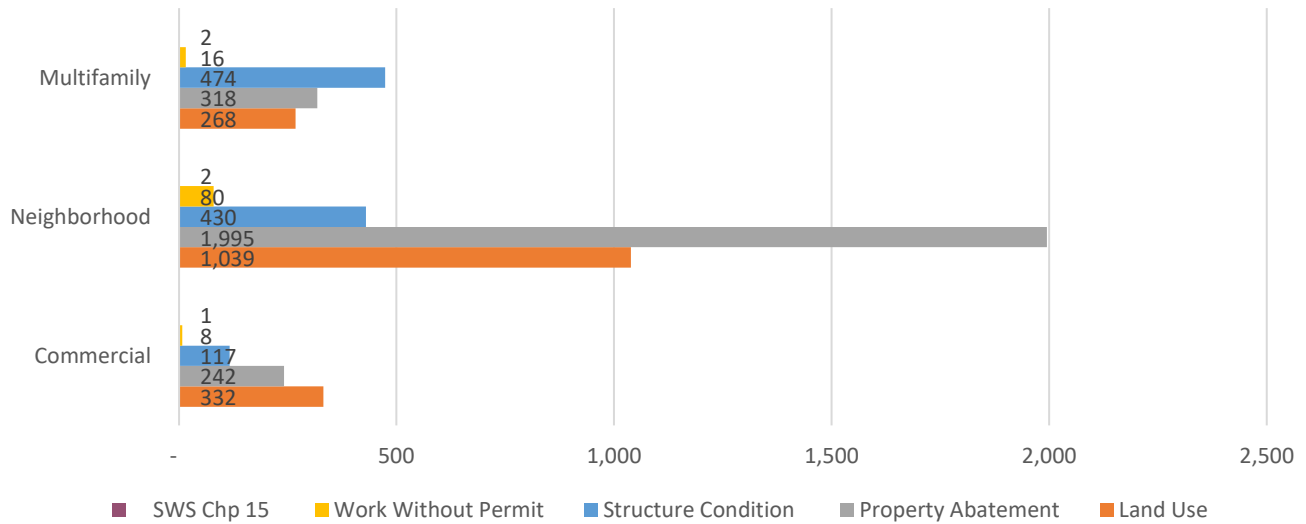
Reported Complaint Type	Total	ROP	STR	RBH
Land Use	1,639	46	441	7
Property Abatement	2,555	53	-	1
Structure Condition	1,021	357	-	35
Work Without Permit	104	1	-	-
SWS Chp 15	5	-	-	-
Total	5,324	457	441	43
Total Percent of Citywide Complaints	14.2%	17.5%	15.5%	28.7%

Council District Matrix - All Complaint Cases

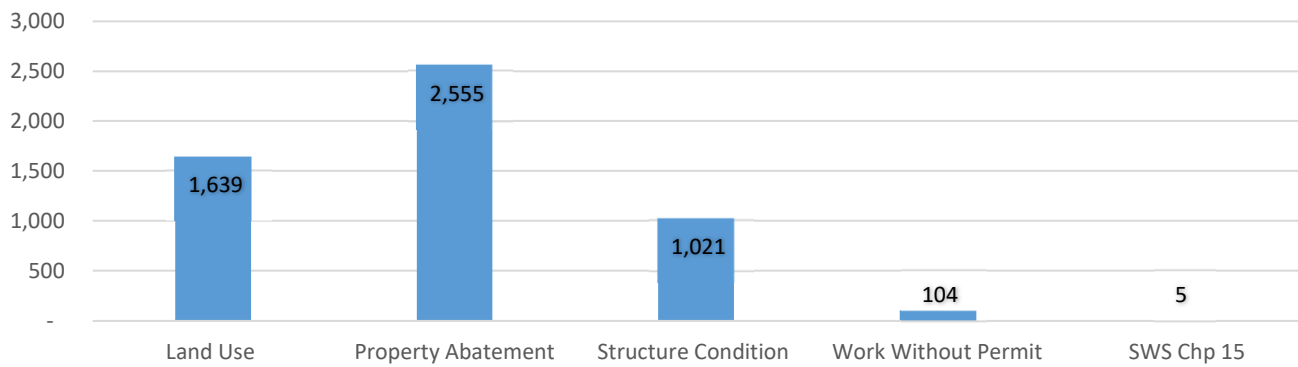
This matrix shows your Council District's percentage of total complaint cases in comparison with others.

Council District	% Total	% Commercial	% Neighborhood	% Multifamily
District 1	14.2%	9.7%	15.9%	13.6%
District 2	9.1%	9.1%	10.8%	4.4%
District 3	14.3%	21.6%	11.9%	14.4%
District 4	12.2%	10.7%	10.2%	19.0%
District 5	9.5%	7.0%	11.1%	7.5%
District 6	4.8%	3.3%	6.1%	2.4%
District 7	9.3%	12.1%	8.8%	7.9%
District 8	3.8%	3.0%	5.1%	1.0%
District 9	16.3%	19.8%	11.7%	26.2%
District 10	6.4%	3.6%	8.3%	3.6%

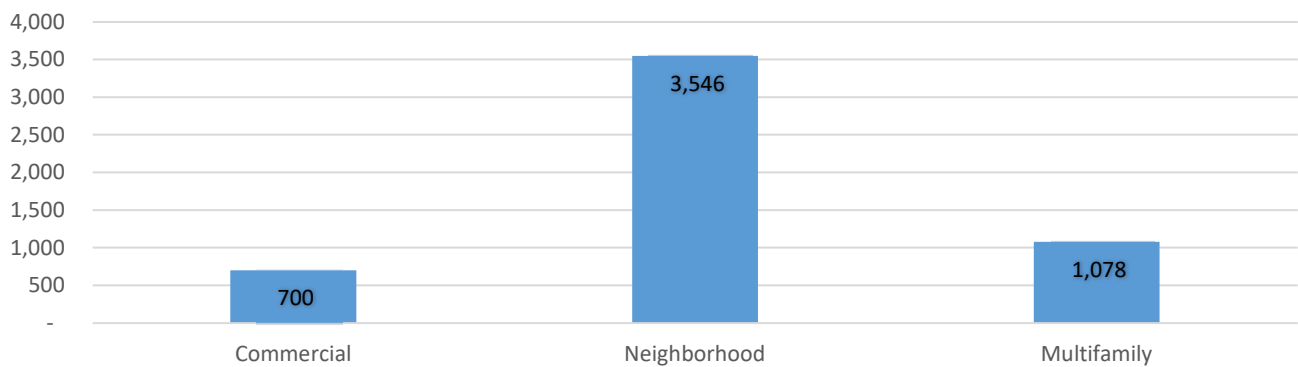
Complaint Case Types by Zoning Designation



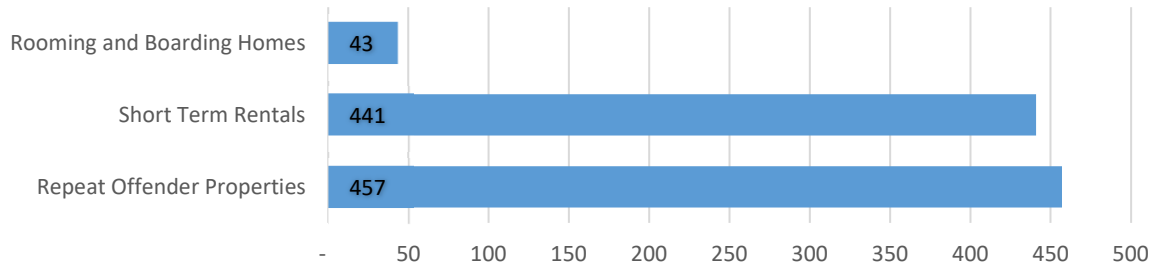
Complaint Cases by Complaint Type



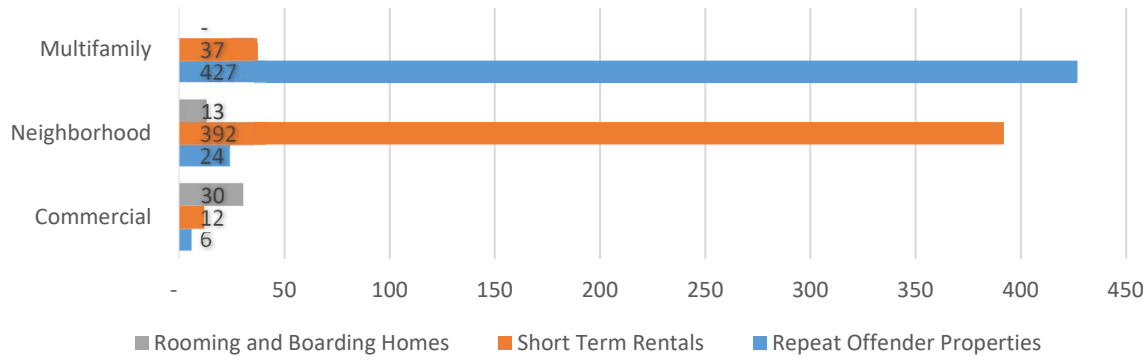
Complaint Cases by Zoning Designation



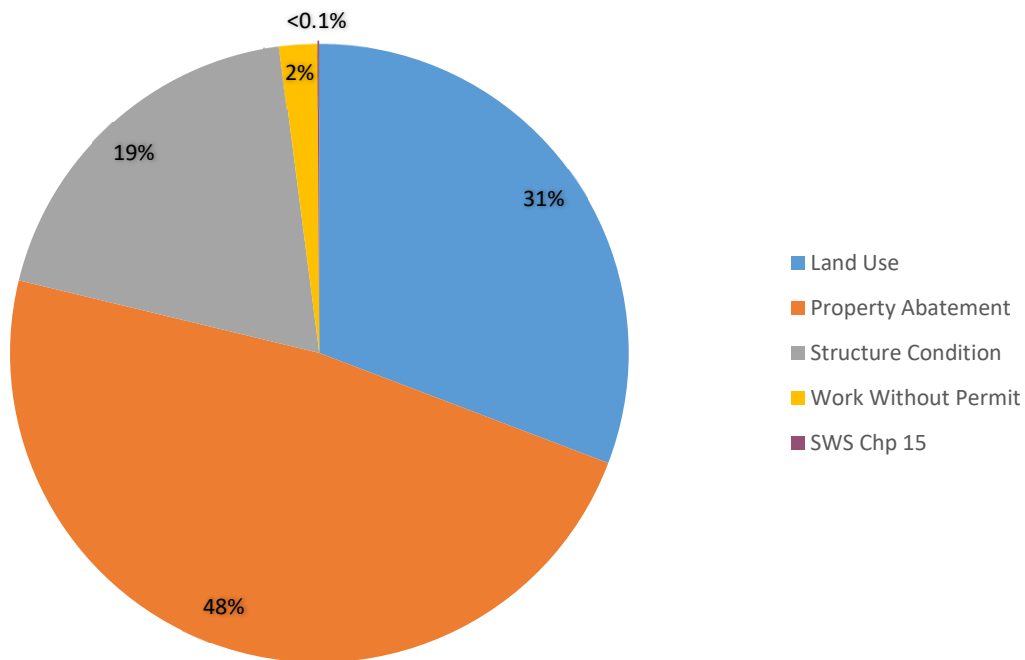
Complaint Cases by Operating License Types



Operating License Complaint Cases by Zoning Designation



Operating License Complaint Case Types



Council District 1

